

ADAMS

Advanced **D**ata mining **A**nd **M**achine learning **S**ystem

Module: adams-meka

MEKA

Peter Reutemann

March 4, 2015

©2014



THE UNIVERSITY OF
WAIKATO
Te Whare Wānanga o Waikato



Except where otherwise noted, this work is licensed under
<http://creativecommons.org/licenses/by-sa/3.0/>

Contents

1	Introduction	7
2	Flow	9
3	Tools	11
	Bibliography	13

List of Figures

2.1	Flow for cross-validating a MEKA classifier.	10
2.2	The result of a cross-validated MEKA classifier.	10
3.1	MEKA Explorer	11

Chapter 1

Introduction

The *adams-meka* module integrates the MEKA [2] software suite in ADAMS. From the MEKA homepage:

“The MEKA project provides an open source implementation of methods for multi-label classification and evaluation. It is based on the WEKA Machine Learning Toolkit. Several benchmark methods are also included, as well as the pruned sets and classifier chains methods, other methods from the scientific literature, and a wrapper to the MULAN framework.”

Chapter 2

Flow

The following source actors are available:

- *MekaClassifierSetup* – outputs a MEKA classifier setup.

The following transformers are available:

- *MekaClassifying* – generates predictions on Instance objects using a trained model.
- *MekaClassSelector* – can turn any Instances object into a MEKA dataset by choosing which attributes to use as class attributes.
- *MekaCrossValidationEvaluator* – cross-validates a MEKA classifier on the incoming dataset.
- *MekaPrepareData* – prepares Instances objects for the use with MEKA classifiers.
- *MekaResultSummary* – turns the collected statistics from a MEKA evaluation run into a string.
- *MekaResultValues* – picks out selected statistics from a MEKA evaluation and generates a spreadsheet.
- *MekaTrainClassifier* – builds a MEKA classifier on the incoming dataset.
- *MekaTrainTestSetEvaluator* – evaluates a MEKA classifier on the incoming train/test split.

Figures 2.1 and 2.2 show a flow and its associated output of cross-validating a MEKA classifier.

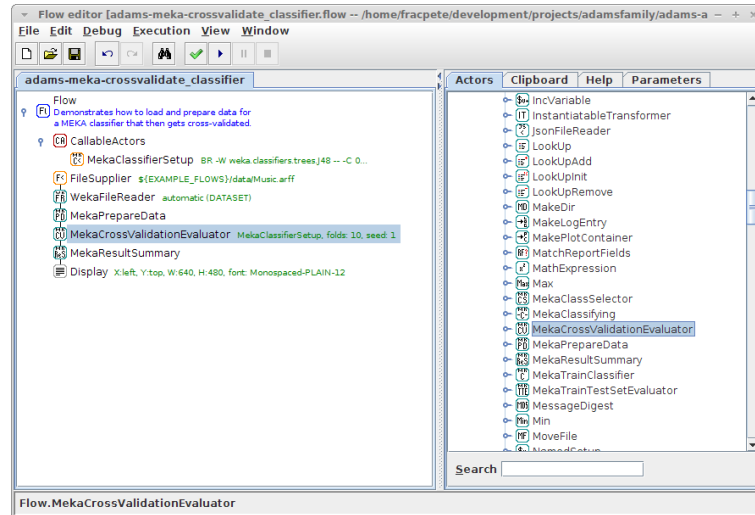


Figure 2.1: Flow for cross-validating a MEKA classifier.

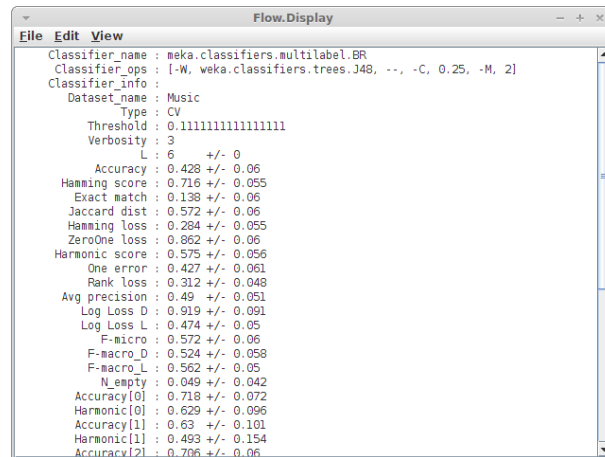


Figure 2.2: The result of a cross-validated MEKA classifier.

Chapter 3

Tools

The *MEKA Explorer* can be launched from the main menu. It is located in the *Machine learning* section.

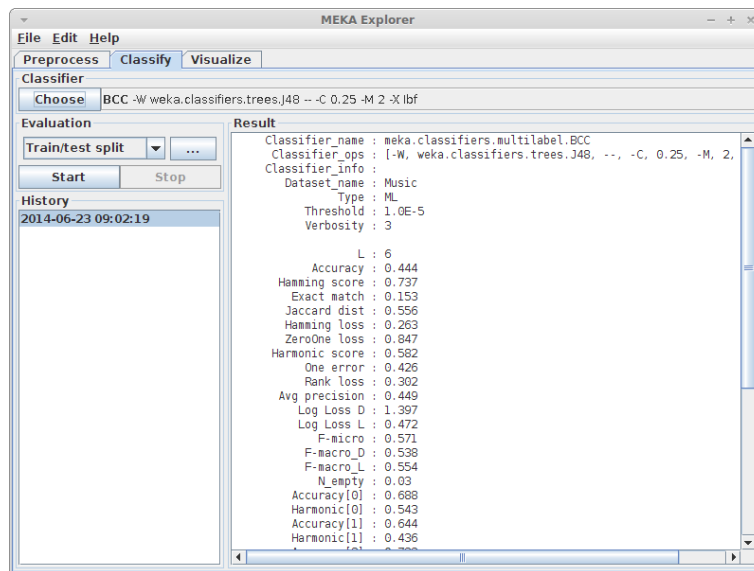


Figure 3.1: MEKA Explorer

Bibliography

- [1] *ADAMS* – Advanced Data mining and Machine learning System
<https://adams.cms.waikato.ac.nz/>
- [2] *MEKA* – A Multi-label Extension to WEKA
<http://meka.sourceforge.net/>
- [3] *MULAN* – A Java Library for Multi-Label Learning
<http://mulan.sourceforge.net/>